



INTERLINK
landscaping supplies



INTERLINK
landscaping supplies

CONTENTS


<u>OUR STORY</u>	3
<u>OUR PROJECTS</u>	4
<u>WELLINGTON WHARF</u>	5
<u>WAIHEKE</u>	7
<u>RUSTIC HARDWOOD</u>	7
<u>GLENORCHY CAMP</u>	10
<u>NEW AUSTRALIAN HARDWOODS</u>	12
<u>AA-GRADE</u>	13
<u>FINISHED INTERIOR</u>	14
<u>CROMWELL RAIL AND FENCE</u>	14
<u>WATER FEATURE</u>	15
<u>UK OAK / INTERIOR / TOSCA & SALOME</u>	16
<u>LAVENDER FARM</u>	17
<u>SUMMARY</u>	18

OUR STORY

In 2009 Interlink was formed to connect New Zealanders with sustainable landscape products not readily available for industries, enterprises or the general public.

High quality, sustainable hardwoods, beams and railway sleepers were sourced ecologically, both in New Zealand and abroad resulting in positive working relationships, natural designs and projects coming to life throughout the country.

Today Interlink is the premier supplier of recycled timbers and natural architectural rustic materials found from around the world to offer long lasting character and integrity to all applications.





OUR PROJECTS

Interlink prides itself on the cooperation, trust and the ability to work with a wide range of professionals, enterprises and individuals to achieve the greatest outcome possible.



WELLINGTON WHARF

Wellington's waterfront is an amalgamation of culture, sea, diversity and bustling activities as contrasting environments of land and ocean meet with the social, political and operational hubs of our nations busy and often windy capital city.





“ONLY FITTING WE
SHAPE OUR LIVING
ENVIRONMENTS WITH
RECYCLED MATERIALS
THAT ARE HARMONIOUS
IN APPLICATION,
AESTHETIC AND
LOCATION.”




Recycled wharf beams, pillars, posts and
all shapes of hardwood were incorporated
to reinvigorate public spaces & utilities like
seating, traffic bollards and landscaping
that can serve us long term, for less.
A welcome trend throughout the country.



WAIHEKE
(WELLS/
STODDARD)

Waiheke Island is the home of the Perpetual Garden Sculpture on the gulf. A stunning combination of coastal trails and contemporary sculptures for enthusiasts to enjoy annually.

A fitting material choice for our clients who incorporated rustic hardwood railway sleepers for the ultimate compliment to native design and a humble civil existence in the heart of the Gulf of Auckland, a truly harmonious setting.



RUSTIC
HARDWOOD





RUSTIC HARDWOOD

New Zealand has over 4128 kilometers of railway line originally bolstered in the 1870's Vogel era and again in 2008 with Government investment.



"CONTEMPORARY
OR TRADITIONAL,
BOTH RUSTIC AND
CLEAN. RECYCLING
BREEDS CREATIVITY
AND REWARD."





RUSTIC
HARDWOOD

Today we find ourselves proudly re-purposing these increasingly rare and natural hardwood materials that were once used to create a long lasting national entity. Transforming personalised, ecological installations and designs throughout New Zealand.





GLENORCHY CAMP 2017

"Wowza" a good start to try and explain what the architects and client were accomplishing at the 'Glenorchy Camp construction project' in 2017 — The Living Building Challenge (LBC).

The Glenorchy Camp project really must be seen to understand the objective and intricacies of meeting the LBC targets such as the use of sustainable + reused materials, energy and heat efficiency, on site water use and treatment of clean and black water. Minimal or zero use of any products that could damage the environment.

The best features were the visual surfaces rich in history and highly versatile, being old rustic timbers recycled from Dunedin warehouses and demolition projects.

The landscaping hardwoods originated from the old Alexandra stock yards; Jarrah, imported in the 1980's.



"THE NEW CAMP
WOULD BE HIGH TECH
BUT WITH AN OLD
RUSTIC DESIGN TO
MEET IF NOT EXCEED
THE LBC CRITERIA."



GLENORCHY CAMP 2017

It really is a place for everyone to visit one day, be amazed by what holistic vision, architects and skilled New Zealand trades people have achieved.

A huge hats off and a big congratulations to the project team and all involved at the Glenorchy Campground Living Building Challenge project.

Another step toward a more sustainable New Zealand.





NEW AUSTRALIAN HARDWOODS

Untreated, naturally durable and new.

This is almost all we need to know to commend the Australian native hardwood species milled into unused railway sleepers, now repurposed for high integrity installations and the classic finish only clean Aussie hardwoods can offer.





AA-GRADE

AA-Grade used railway sleepers that are sustainably sourced from the Northern Hemisphere provide an ultra-dense, naturally long-life high quality used hardwood.



"STRENGTH, DURABILITY & CHARACTER. THE PASSIVE TRAITS COMBINED TO FORM AN AA GRADED SLEEPER"




FINISHED
INTERIOR

“WARM,
TIMELESS AND
ONE STEP
CLOSER TO A
LIVING PROOF
FUTURE.”



CROMWELL
RUSTIC
HARDWOOD
RAIL AND
FENCE






"NZ PINE
SLEEPERS.
DOMESTICALLY
GROWN,
PRODUCED,
UTILISED AND
RECYCLED."

WATER FEATURE

Much like the steady flow of water among landscape features throughout the country, the NZ sleeper endures a lifetime of changing conditions and unwavering resolve.

A fitting purpose for a second chance at life in personalized installations and landscapes throughout New Zealand after a lifetime on the railway line supporting the transport infrastructure of a small country.







UK OAK / INTERIOR / TOSCA & SALOME

Earthy grains and a warm rustic charm best describe the U.K Oak railway sleepers used to compliment the Tosca & Salome store in Newmarket, Auckland.

As the seasons change and trends bloom, Tosca & Salome Newmarket are comfortably resolute in a humbling, long life and natural space. Beautifully complimented with the settling, soft tones of painted walls and polished floors; the perfect environment for a calming perusal of the latest seasonal wears.



LAVENDER FARM

Natural, homely and timeless. The Lavender farm nestled snugly in the foot hills of the Southern Alps serves as reminder of how well recycled, natural materials enhance our surroundings and compliment our day to day lives in the most subtle and charming ways.

Open spaces, rose & lavender gardens, outdoor living areas, all combine to create a re-purposed environment that these rustic hardwood sleepers and posts are so used to after a tenure on the rail network.

Whilst these beautiful timbers do not change much, the effect on their surroundings certainly do, reinvigorating charm and character everywhere they're placed. Only a few moments at this wonderful establishment is needed to genuinely feel this.





SUMMARY

As climate change, inefficient energy use and human land use is increasingly causing detriment to our natural ecosystems, it has come down to the individual and industries to start making a conscious change.

This change is towards a more resourceful and sustainable society and planet. Consumers are becoming increasingly aware of the impact that industries are having on our environment.

Interlink Ltd, along with all others involved in the 'Green Building Revolution' are doing their part to minimise this.

We believe in the reduce, reuse, recycle ideology and take pride in our commitment to recycling beautiful and durable hardwoods.

As a supplier to hardware stores all over the country we are providing a more eco-conscious option nationwide. We can provide you with recycled railway sleepers and salvaged hardwood timber for your interior, exterior and landscaping projects.

Why buy new when you can buy recycled and get even better quality.

— Interlink Ltd.



CONTACT

0508 468 375

+64 21 305 865

info@interlinkltd.com

www.interlinkltd.com